



VB14-600

Barcode scanner

VB14-600



- ◆ Large reading angle
- ◆ Sturdy aluminium housing
- ◆ Protection degree IP65
- ◆ Large detection range



General specifications

Laser class	2 -IEC825-1; class II - CDRH
Scan rate	400 ... 1000 s ⁻¹ , programmable
Reading angle	50 °
Reading distance	200 ... 600 mm
Light type	semi-conductor laser 655 nm
Optical face	frontal
Resolution	0.35 mm (14 mils)

Indicators/operating means

Operating display	LED red: Power on (PWR/TxD) , LED green: Laser on (LASER ON), LED yellow: external trigger signal applied (EXT. TRIG.)
Data flow display	LED green flashing: Data transfer carried out (PWR/TxD)
Function display	LED red: signals the successful read-in of a barcode (GOOD READ)

Electrical specifications

Operating voltage	10 ... 30 V DC
Power consumption P ₀	max. 5 W

Interface

Interface type	serial , RS 232 and RS 485 up to 115.2 kBit/s
----------------	---

Input 1

Input type	External triggering
------------	---------------------

Output

Switching voltage	max. 50 V DC
Switching current	max. 50 mA
Voltage drop U _d	0.3 V at load current ≤ 10 mA

Standard conformity

Standards	EN 60947-5-2
-----------	--------------

Ambient conditions

Ambient temperature	0 ... 45 °C (273 ... 318 K)
Storage temperature	-20 ... 70 °C (253 ... 343 K)
Relative humidity	90 % , non-condensing
Shock resistance	IEC 68-2-27 Test EA 30G; 11 ms; 3 impacts on each axis
Vibration resistance	IEC 68-2-6 Test FC 1.5 mm ; 10 ... 55 Hz ; 2 hours on each axis

Mechanical specifications

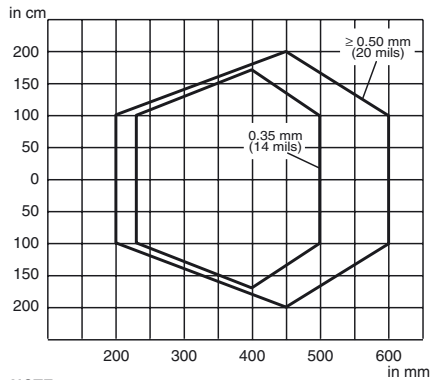
Protection degree	IP65 according to DIN 40050
Connection	25-pin Sub-D socket
Material	
Housing	aluminium
Mass	330 g



VB14-600

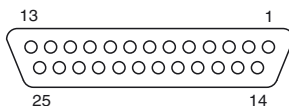
Diagrams

Reading characteristics VB14-600



NOTE
(0.0) is the center of the laser beam output window.

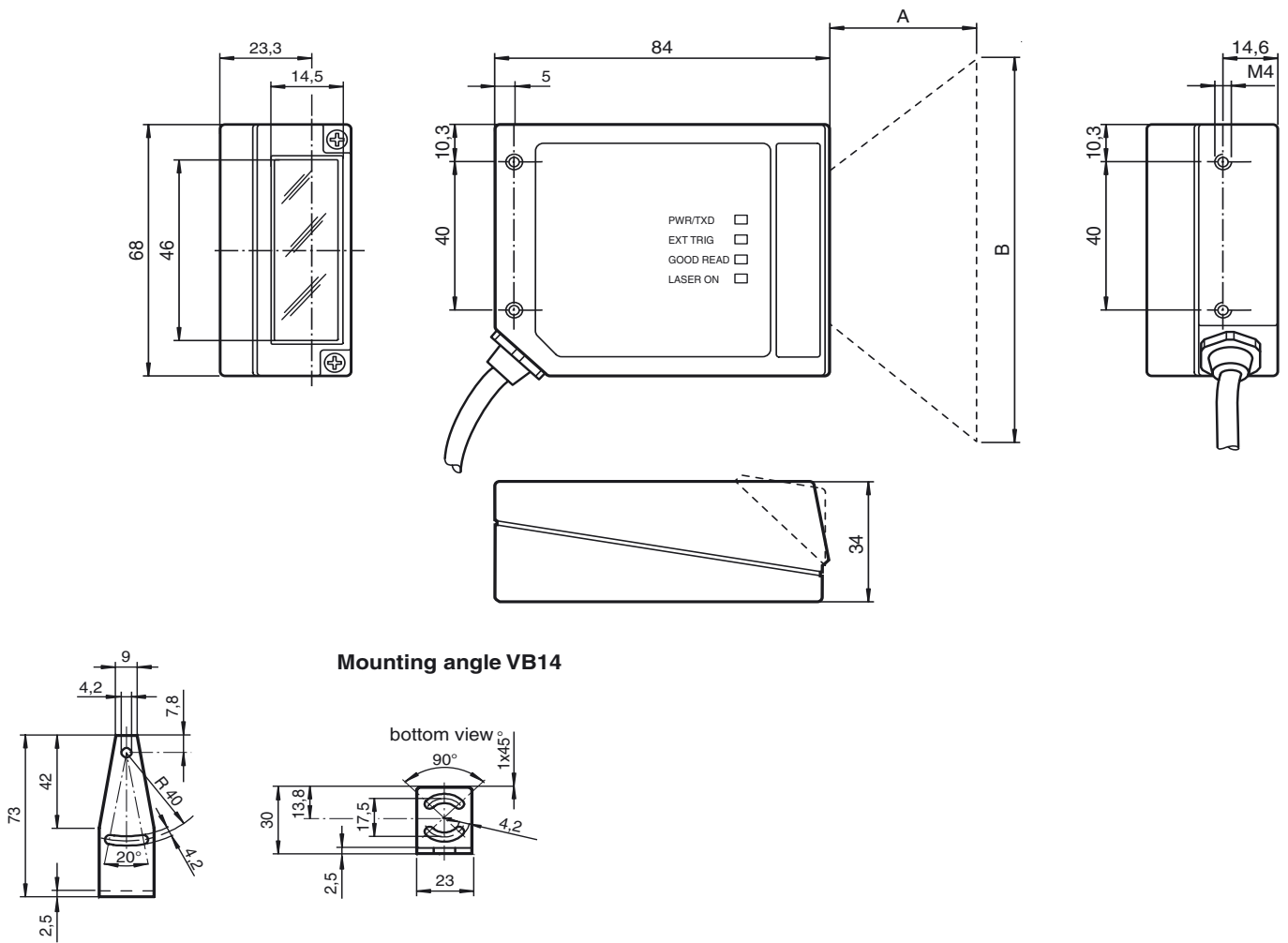
Electrical connection



25-pin D-sub connector pinout

Pin	Name	Function	RS232	RS485 full-duplex	RS485 half-duplex
13	10 V ... 30 V DC	Power supply input voltage +			
25	0 V	Power supply input voltage -			
1	CHASSIS	Chassis Ground			
9	10 V ... 30 V DC	Supply voltage +			
18	Ext. TRIG. +	External trigger +			
19	Ext. TRIG. -	External trigger -			
8	OUT1 +	Output 1+			
11	OUT2 +	Output 2+			
12	OUT REF.	Output reference			
22	OUT REF.	Output reference			
20	RX232	Aux. RX RS232			
21	TX232	Aux. TX RS232			
23	CTS232	Aux. handshake CTS RS232			
24	RTS232	Aux. handshake RTS RS232			
6, 10, 14, 15, 16, 17	NC	Not connected			
Pin			RS232	RS485 full-duplex	RS485 half-duplex
2	Main interface signals		TX232	TX485+	RTX485+
3			RX232	RX485+	-
4			RTS232	TX485-	RTX485-
5			CTS232	RX485-	
7			SGND	SGND	SGND

Dimensions



Notes

