



Model Number

MLV40-8-500/47/92

Diffuse mode sensor
with M12, 4-pin metal connector

Features

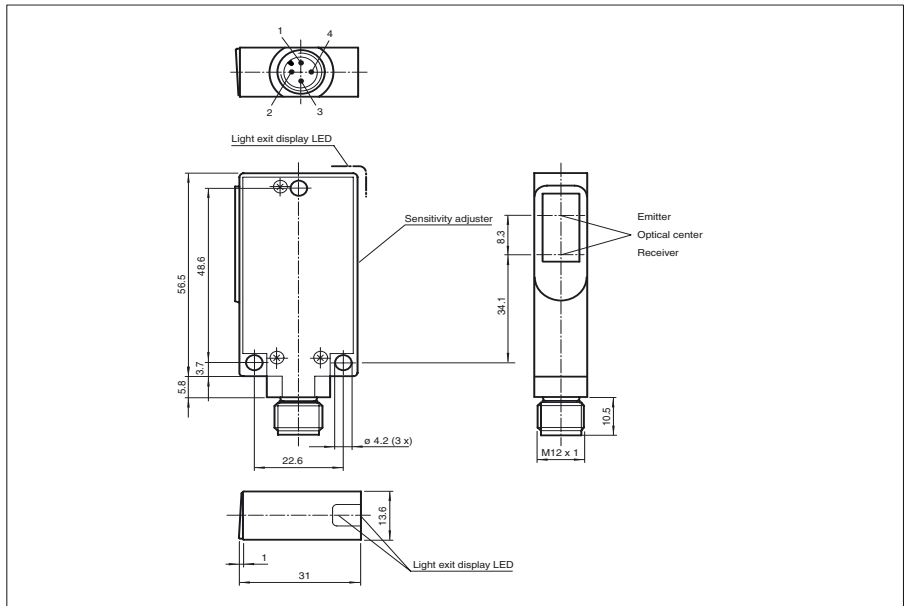
- Sturdy aluminium housing
- Scratch-resistant and solvent resistant optical covering made of glass
- Pre-fault indication

Accessories

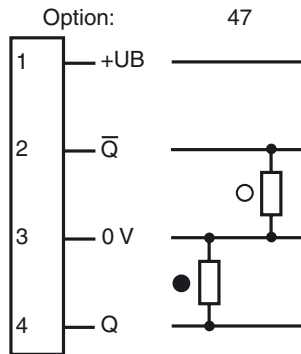
OMH-40

Mounting aid

Dimensions

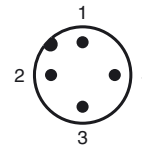


Electrical connection



○ = Light on
● = Dark on

Pinning according



Release date: 2007-11-27 10:51 Date of issue: 2007-11-27 419158_ENG.xml

Additional accessories can be found in the Internet.

Subject to reasonable modifications due to technical advances.

Copyright Pepperl+Fuchs, Printed in Germany

Pepperl+Fuchs Group • Tel.: Germany +49 621 776-0 • USA +1 330 4253555 • Singapore +65 67799091 • Internet <http://www.pepperl-fuchs.com>

Technical data

General specifications

Detection range	10 ... 500 mm
Light source	IREL
Approvals	CE, cULus
Adjustment range	100 ... 500 mm
Reference target	standard white 100 mm X 100 mm
Light type	infrared, modulated light
Diameter of the light spot	approx. 100 mm at 500 mm
Angle of divergence	approx. 4 °
Ambient light limit	50000 Lux

Indicators/operating means

Function display	LED yellow, flashes when falling short of the stability control
Operating elements	sensitivity adjuster

Electrical specifications

Operating voltage	10 ... 30 V DC
Ripple	5 %
No-load supply current	I_0 40 mA

Output

Switching type	light/dark switching
Signal output	2 pnp, antivalent, short-circuit proof, protected against reverse polarity
Switching voltage	max. 30 V DC
Switching current	max. 200 mA
Switching frequency	f 500 Hz
Response time	1 ms

Standard conformity

Standards	EN 60947-5-2
-----------	--------------

Ambient conditions

Ambient temperature	-20 ... 60 °C (253 ... 333 K)
Storage temperature	-20 ... 75 °C (253 ... 348 K)

Mechanical specifications

Protection degree	IP65
Connection	M12 connector, 4-pin
Material	
Housing	aluminium
Optical face	glass
Mass	100 g

