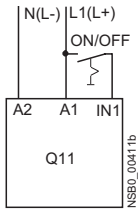


Project planning aids

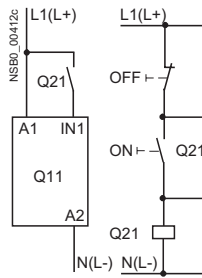
Schematics

3RW30/3RW31 connection examples for actuation with switches or auxiliary contacts

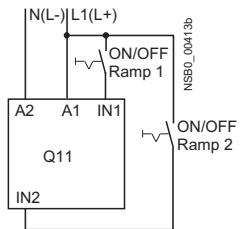
Control using switches



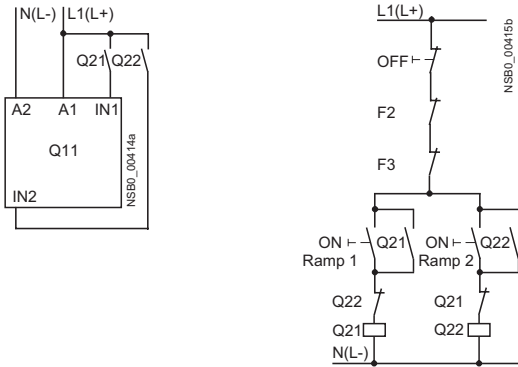
Control using contactor contacts (for control of size S00 with pushbuttons)



Control using switches on versions for pole-changing motors (for 3RW31 soft starters only)

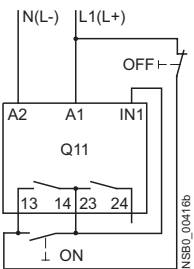


Control using contactor contacts on versions for pole-changing motors (for 3RW31 soft starters only)



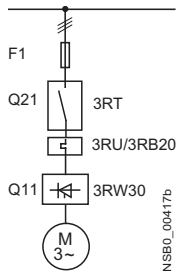
3RW30 connection example for control with pushbuttons

(sizes S0, S2, and S3 only)



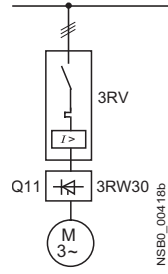
3RW30/3RW31 connection examples for main circuit¹⁾

3RW30
3-phase motors



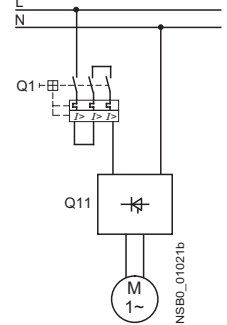
NSBD_00417b

3RW30
3-phase motors
with motor starter
protector



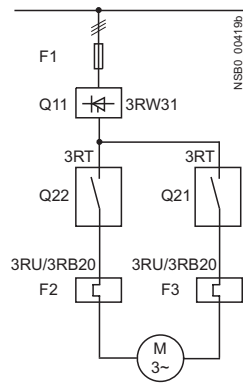
NSBD_00418b

3RW30
1-phase motors
with 3RV motor starter
protector



NSBD_01021b

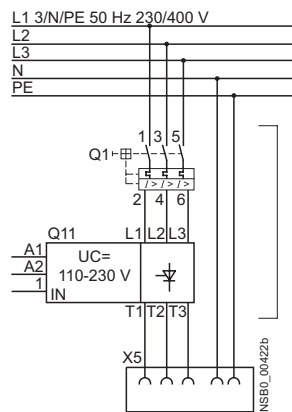
3RW31



NSBD_00419b

3RW30/3RW31 connection example: AS-Interface load feeder with SIRIUS soft starter

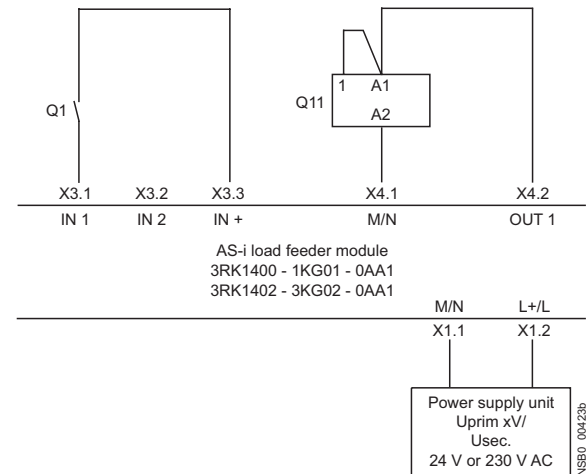
Main circuit



NSBD_00422b

- Q1 = Motor starter protector
- Q11 = SIRIUS 3RW30 1. soft starter
- X5 = Power connector

Control circuit



NSBD_00423b

¹⁾ As an alternative, the motor feeder can also be installed as a fuseless or as a fused version. [Fuse and switching device coordination, see "Technical specifications"](#).
The wiring diagrams are provided only as examples.